

# PAYMAQ GUIDE

# V.1.0

OPEN THE PAYMAQ WEBSITE VIA:

[WWW.PAYMAQ.CO](http://WWW.PAYMAQ.CO)

CLICK ON THE THREE HORIZONTAL  
BAR IF ON MOBILE.

THEN SELECT SIGN IN | SIGN UP



# V.1.1

THE SIGN IN | SIGN UP OPENS AT:

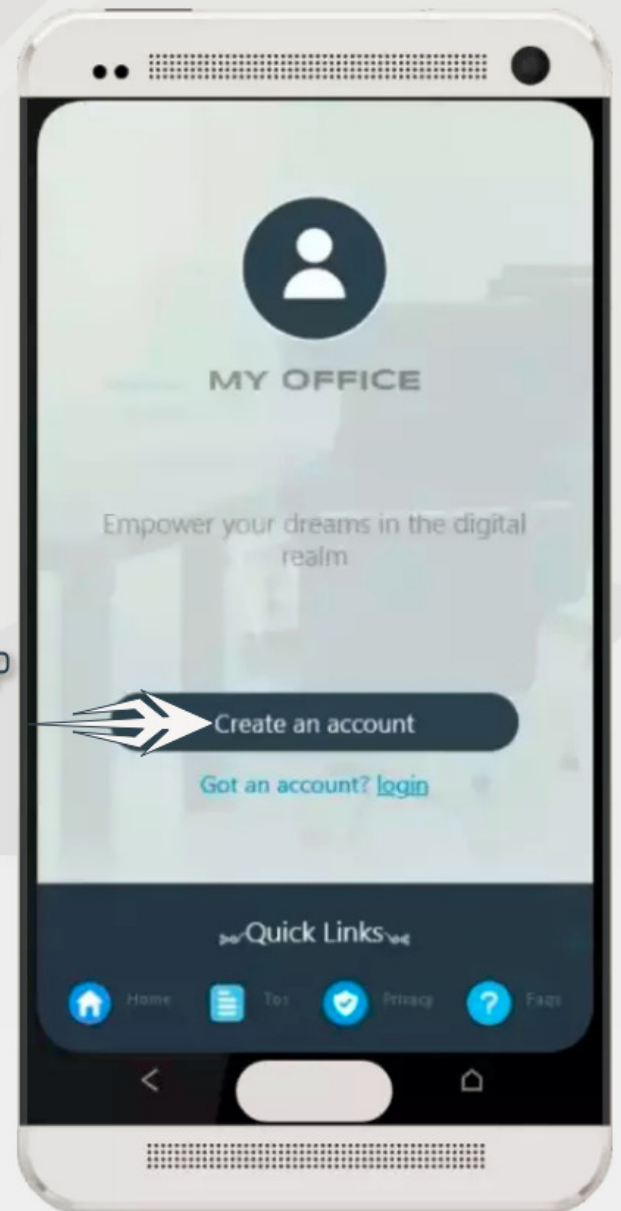
**M.PAYMAQ.CO/A**

CLICK ON CREATE AN ACCOUNT

AND FILL THE FORM. THEN SIGNUP

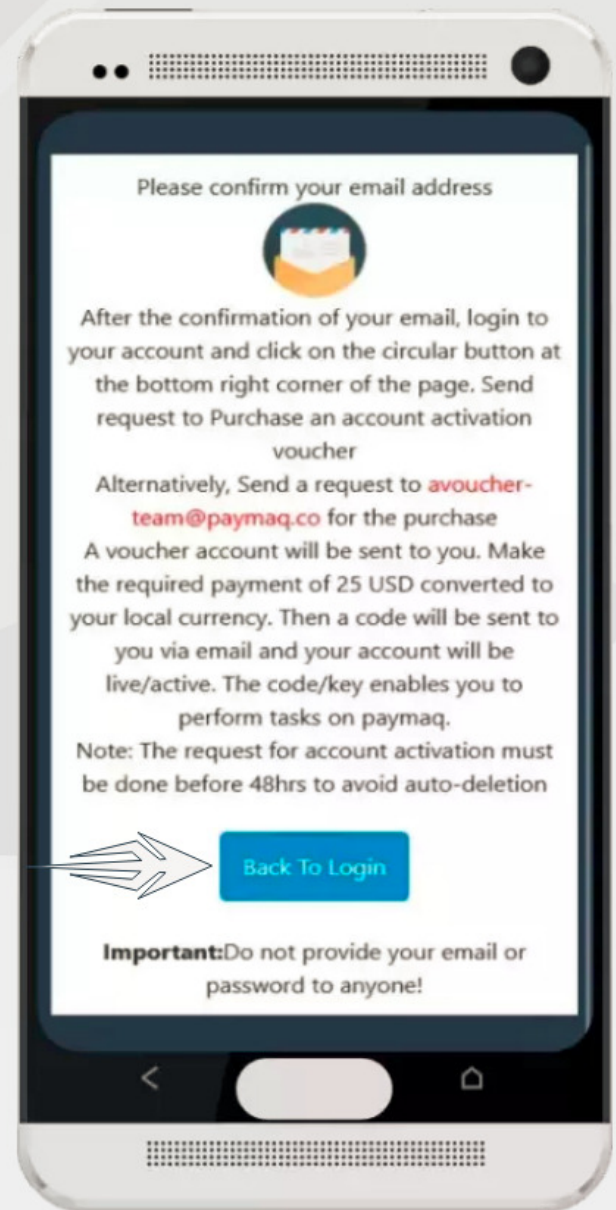
CLICK ON LOGIN IF YOU ALREADY

HAVE AN ACCOUNT.



# V.1.2

ONCE YOU HAVE SIGNED UP YOU  
WILL BE NOTIFIED TO CONFIRM  
YOUR EMAIL ADDRESS AND MAKE  
PAYMENT OF 25 USD FOR  
ACCOUNT ACTIVATION.  
AFTER ACTIVATION, RETURN TO  
LOGIN VIA: [M.PAYMAQ.CO/A](https://M.PAYMAQ.CO/A)



# V.1.3

ONCE YOU HAVE BEEN LOGGED IN

TO YOUR ACCOUNT DASHBOARD

YOU WILL SEE MANY OPTIONS.

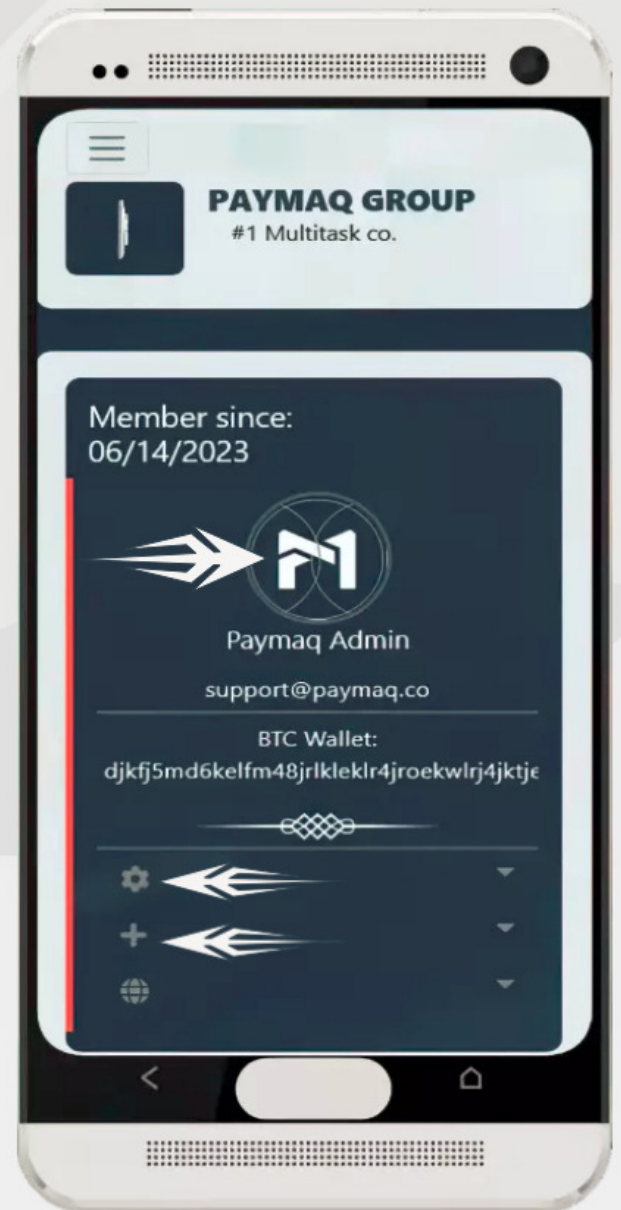
FIRST, CLICK ON THE CENTER LOGO

TO UPLOAD YOUR PROFILE PICTURE

THE SECOND ARROW POINTS TO

EDIT ACCOUNT DETAILS. THE THIRD

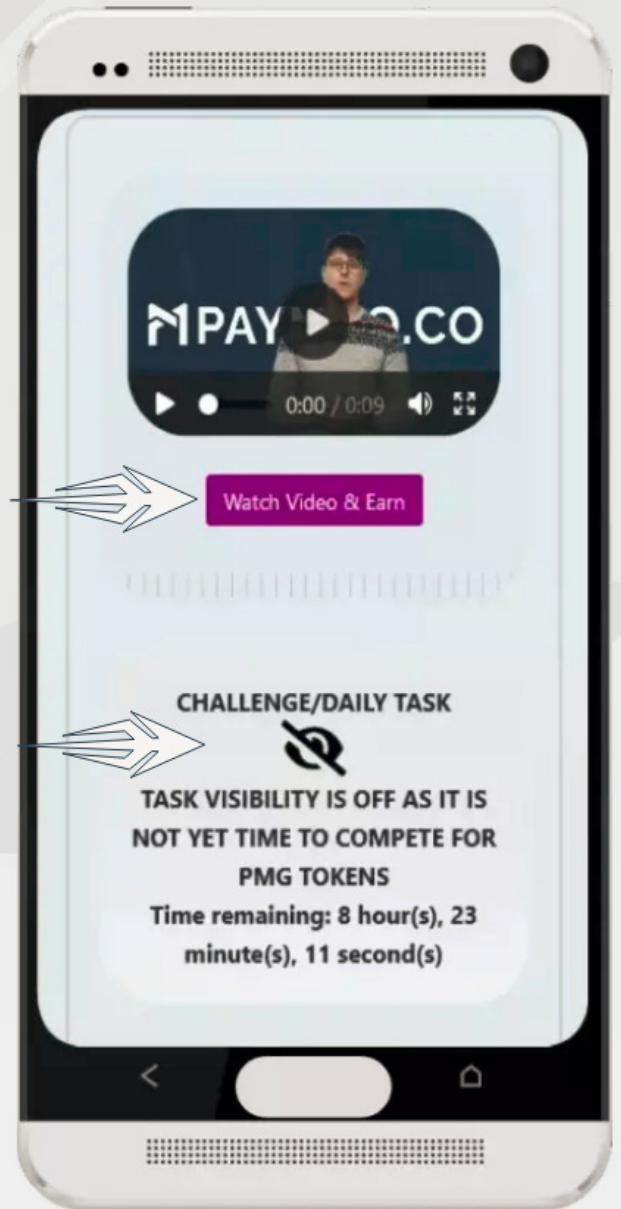
POINTS TO ADD MORE INFORMATION





# V.1.4

THERE ARE MANY WAYS TO EARN  
ON PAYMAQ. THE FIRST METHOD  
IS BY WATCHING SPONSORED ADS.  
THE SECOND IS BY SHAREING ADS  
ON FACEBOOK OR WHATSAPP.  
EACH USER IS REQUIRED TO SHARE  
A SINGLE ADVERT PERDAY.  
YOU ARE NOT ALLOWED TO SHARE  
UNTIL IT IS TIME FOR SHARING.



# V.1.5

CLICK OR HOVER AROUND THE ARROW.

SOCIAL ICONS WILL BE DISPLAYED.

SELECT A PLATFORM FOR POSTING

FOR WHATSAPP, CLICK ON SHARE TO  
STATUS.

FOR FACEBOOK CLICK ON POST

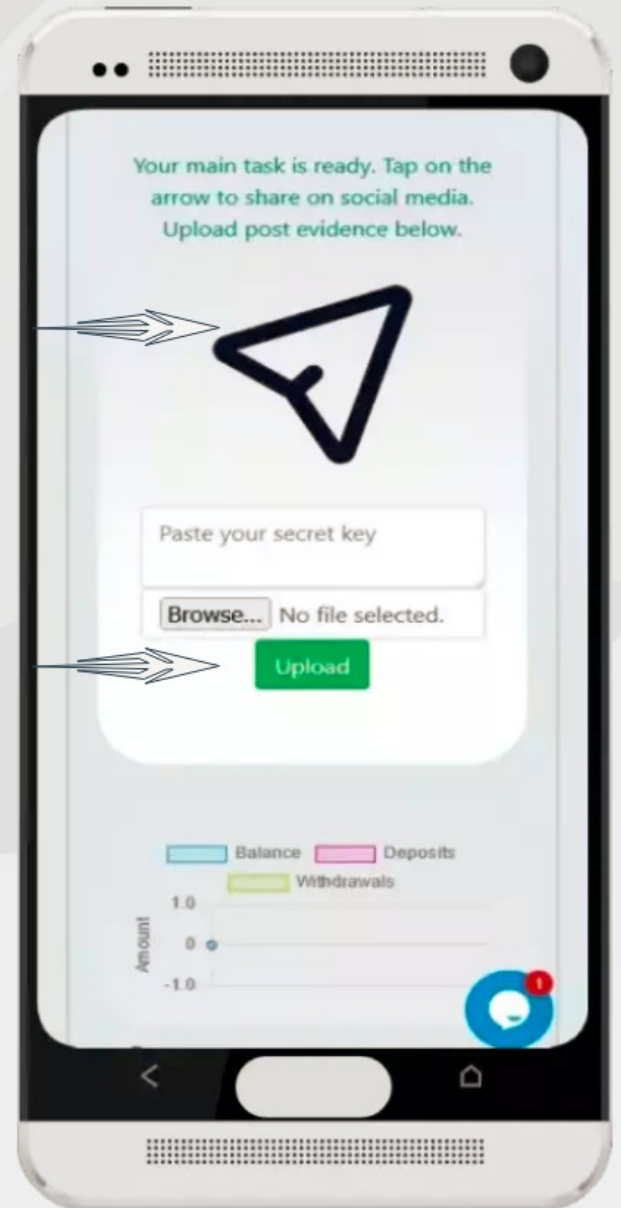
AFTER SHARING, SCREENSHOT AND

RETURN BACK TO YOUR DASHBOARD

PASTE IN YOUR ACTIVATION PIN/CODE

IN THE BOX FOR SECRET KEY. SELECT

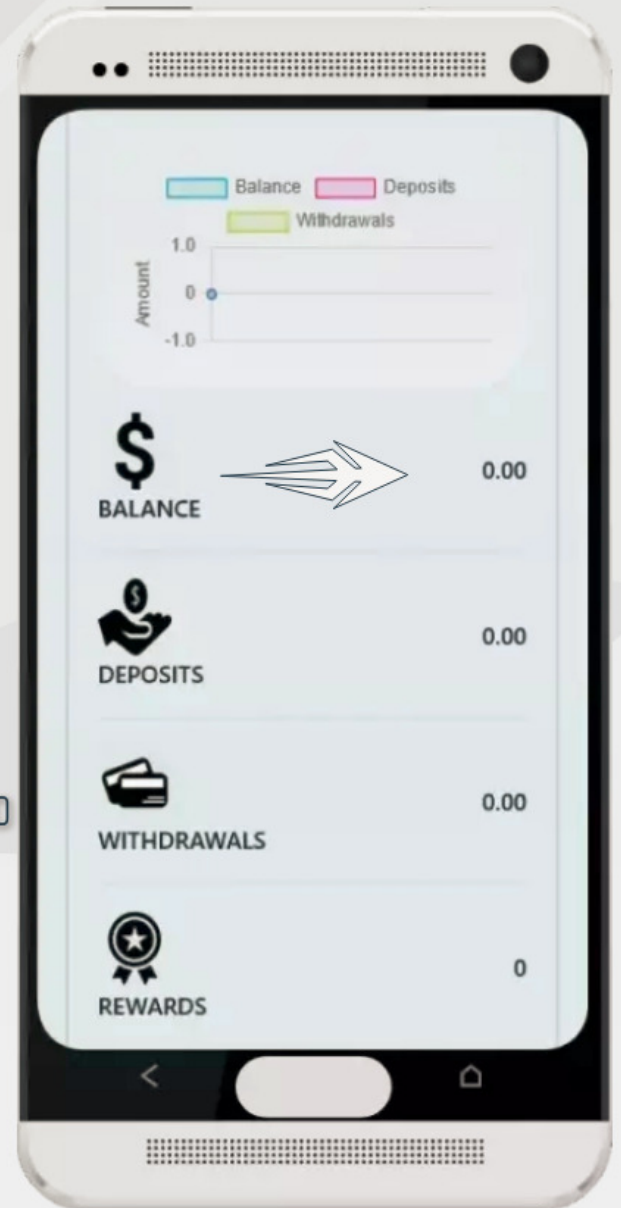
YOUR SCREENSHOT AND CLICK UPLOAD



# V.1.6

WAIT PATIENTLY FOR A CONFIRMATION  
BUTTON WHICH WILL NOTIFY YOU THAT  
YOUR UPLOAD WAS SUCCESSFUL.

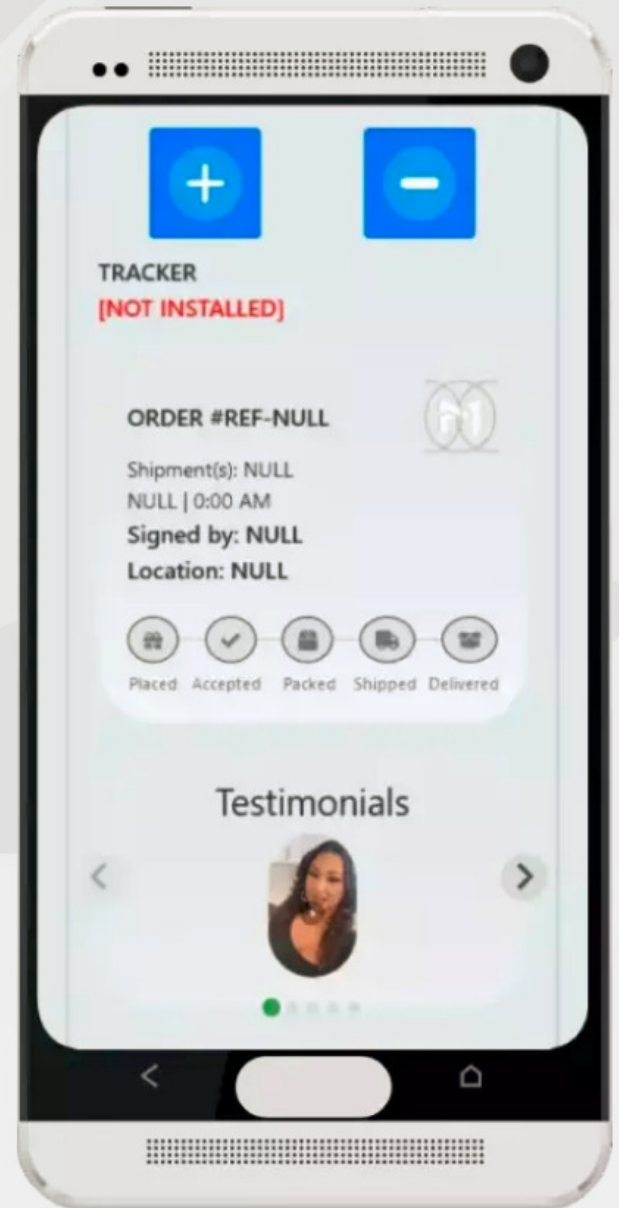
WAIT FOR 1-5 MINUTES. THEN REFRESH  
PAGE AND SCROLL DOWN TO BALANCE  
CHECK IF YOU HAVE BEEN CREDITED  
BY THE SYSTEM. IF YOU WERE NOT PAID  
THEN CONTACT SUPPORT TEAM VIA:  
[SUPPORT@PAYMAQ.CO](mailto:SUPPORT@PAYMAQ.CO)





# V.1.7

YOU CAN WITHDRAW YOUR EARNINGS  
ON DAY 25 OF EACH MONTH BY CLICKING  
ON THE BLUE MINUS BUTTON.  
TO MAKE A DEPOSIT, CLICK ON THE BLUE  
PLUS BUTTON. YOU CAN MAKE A DEPOSIT  
IF YOU WISH TO SUBSCRIBE FOR ANY  
PAYMAQ PRODUCT. WE HAVE PMG Bx1  
PMG Bx2 AND PMG Bx3. THERE ARE ALOT  
OF FEATURES ON PAYMAQ. THATS WHY  
WE ARE MULTITASK. REQUEST FOR MORE  
GUIDE VIA [LEARN@PAYMAQ.CO](mailto:LEARN@PAYMAQ.CO) AND LEARN  
HOW TO BUY AND TRACK PRODUCTS WITH  
PMG TOKEN





# FINITO!!

THANKS FOR READING  
PAYMAQ.CO GUIDE

FOR MORE GUIDE SEND MAIL TO  
[LEARN@PAYMAQ.CO](mailto:LEARN@PAYMAQ.CO)